



2OUT Strato Light MT Rect.



60x120cm - 24"x48"



60x90cm - 24"x36"



60x60cm - 24"x24"

[www.stnceramica.es](http://www.stnceramica.es)



**2OUT**  
Outdoor solutions



**WE  
MAKE  
TILES**



**2OUT**  
PORCELAIN TILE

RECT. MATT 60x120cm · 24"x48"  
20mm · 0.78" THICKNESS ANTI-SLIP C3/R11



ELEMENTI BEIGE



ELEMENTI PEARL



ELEMENTI GREY



ELEMENTI GRAPHITE



FLAX CREAM



FLAX PEARL



FLAX GREY



INLAY NATURAL




INLAY PEARL




INLAY GRAPHITE



SUMUM BEIGE



SUMUM PEARL



SUMUM GREY



**2OUT**  
PORCELAIN TILE

RECT. MATT 60x60cm · 24"x24" / 60x90cm · 24"x36"  
20mm · 0.78" THICKNESS - ANTISLIP C3/R11



ARENITE NATURAL



ARENITE GREY



ARENITE DARK GREY



PREMIERE NATURAL



PREMIERE GREY



SAKHIR IVORY




SAKHIR GREY



SAKHIR NATURAL



STRATO LIGHT



STRATO NATURAL



CHANTAL STONE



CHANTAL NATURAL

RECT. MATT 60x90cm · 24"x36"  
20mm · 0.78" THICKNESS - ANTISLIP C3/R11

RECT. MATT 60x60cm · 24"x24" / 60x90cm · 24"x36" / 60x120cm · 24"x48"  
20mm · 0.78" THICKNESS - ANTISLIP C3/R11



ROOTLATE PEARL



ROOTLATE GREY



ROOTLATE ÓXIDO



Conceived for outdoor use, thanks to their **non-slip** properties and **high breaking load**.

Concebidos para su uso en exteriores, gracias a sus propiedades **antideslizantes** y a su **alta carga de rotura**.